



# MAAC'S ZONE B NEWSLETTER.

ISSUE NO. 30, 2014.

## INSIDE THIS ISSUE:

INTRODUCTION.	1
PORTERS LAKE.	2
SPRINGFIELD LAKE.	3
MEGA INDOOR FUN FLY IN MONCTON.	4
VALLEY GATHERING BY AL EASTMAN.	5
VALLEY GATHERING BY JEREMY DANN.	6
HOBBYSHOPS/EVENTS AND ARTICLE BY CARLLAYDEN	7
BACK PAGE STORY WITH CORRECTION FROM MAN.	8



2014 ANNUAL PORTERS LAKE WINTER FUN FLY.  
Hosted by and held at Vick and Mary place.  
See more at page Two.



WINTER BLAST FUN FLY AT SPRINGFIELD LAKE.

Winter Blast was held at Paul Marsh and his Lady Donna's beautiful home, sloping down to the lake.  
More on page Three.



This is your News Letter

and the purpose is to serve the zone and keep all the clubs in touch with each other, so please help in submitting something from your club for us all to share. Don't forget this is your way to inform the Zone what is going on in your neck of the woods, please let me know at :chansen@nbnet.nb.ca



Tommy's smiling face at Moncton Indoor Mega Fun Fly at the Coliseum.

More on page Four.

The Valley Gathering 2014 in Kentville,  
More on page Five.



## 2014 ANNUAL PORTERS LAKE WINTER FUN FLY.

### PICTURES AND REPORT BY VICK RUZGYS.

The 2014 Annual Porters Lake Winter Fun Fly held on Saturday March 1<sup>st</sup>, hosted by and held at the home of Vic Ruzgys and Mary Jefferson, was an unmitigated success. After postponements on 6 consecutive weekends, the weather and ice conditions finally came together for a perfect day on the ice of Porters Lake in East Lawrence-town. The sun was shining, the wind was calm to light and the ice was over a foot thick.



A two-inch layer of snow on the surface of the ice was quickly removed, thanks to the great work by Dennis Bellefontaine and Kevin McKay and their snowplowing machines. By 8:45 am they had produced a perfect runway that was long and wide enough to land a full-sized Cessna, plus a taxi-way and large pit area.



Over 20 people arrived to enjoy the perfect flying conditions and the ideal flying site – many square

miles of wide-open real estate with not a tree or obstruction to worry about. Every manner of flying machine was represented from small slow-flyers to giant scale aerobatic machines and from multi-copters and helis to solid-fuel rockets. All took good advantage of the wide open




spaces and ideal winter weather. With the sun shining and the wind low, the day on the ice was perfectly comfortable.

Disappointingly, Mary was unable to be there for the event, as she was out of the country on that weekend. She nevertheless prepared in advance the delicious pulled pork and variety of dessert squares which all in attendance thoroughly enjoyed during the break at lunch time.



Rick MacDonald getting his plane ready.

After lunch it was back to flying in the continued good conditions and the last flyer didn't pack up until around 3 pm. A good time was had by all, in spite of the occasional aerial misfortune, and everyone raved about the great flying site. All-in-all another successful event at Porters Lake and all who participated that day were able to thumb their noses at our otherwise long and hard winter.



Dennis Bellefontaine, Brian Gray, Tom Benham and John Walker taking a break to enjoy the sunshine.



Jack Veasey and his son Will, launching the rocket with Kevin McKay watching.



## WINTER BLAST FUN FLY ON THE ICE OF SPRINGFIELD LAKE.

REPORT AND PICTURES BY AL EASTMAN

Twenty flyers were in attendance March 1st. at a Winter Blast Fun Fly on the ice of Springfield Lake in Middle Sackville. ASRCM member Paul Marsh and his lady Donna, have a beautiful home there with a very large backyard that slopes down to the lake. While temperatures hovered around minus five, the sun was strong and conditions were quite comfortable. A large fire burned all day for a quick warm-up and Donna served up some delicious home brewed chili for lunch.

Paul had carved a runway on the ice surface and flyers brought a large selection of models and a lot of heli and fixed wing flying was done.



Flying in the morning light ASRCM member Craig Maybe puts his glow helicopter through its paces as other modellers watch.



Helimaniacs member Trevor Fennell displays his ducted

fan Eurofighter following the maiden flight. A great flying airplane, Trevor has since put several more flights on it on the ice at Vic Ruzgys home in Porters Lake.



Host Paul with his two dogs, Skylar, the

husky in the foreground and Karma, a Border Collie Retriever, equally interested in all the activity.



Jon Eastman's newest plane is the popular Eflite Carbon Cub shown here in a low pass over the runway.

This very large foam airplane is showing up at clubs throughout Nova Scotia and is an excellent flyer. Some of these off the shelf planes being offered are simply amazing.

Although it was not flown this day, Trevor Fennell

had his large Bird of Time glider on display.



Marc Roy is shown here approaching the runway with his Wirraway while Jon Eastman flies his Fun Cub in the background.

Helimaniacs member Colin Brooks test flew his new Blade 600 heli and it proved to be a magnificent flyer in Colin's hands. I can confirm it is a very large and powerful bird.



ASRCM member Craig Maybe starts his glow powered Trex 700. Craig slept in as usual and arrived



mid day to put on some impressive flights. (Just

joking about the sleep in part Craig).



Julian Parkinson brought a glow powered cub but had

some trouble getting the four-stroke to start in the cold. That's Julian at left while Trevor Fennell does the starting duties. At right is host Paul Marsh looking on.



Marc Roy packs up after a re-

warding day of flying. Look closely, Marc has three airplanes in his arms here, his DC-3, his Wirraway modified from a Texan foamy and his venerable stryker. Marc is well known in the Halifax area for taking production models, often foamies, and turning them into something very interesting and scale through modifications to the structure and in the finishing paint.

# 2014 ANNUAL MEGA INDOOR FUN FLY AT MONCTON COLISEUM.

TEXT AND PHOTOS BY CATO HANSEN.



## Welcome to Moncton.

The 2014 Annual Mega Fun Fly at Moncton Coliseum put on by Greater Moncton Aeromodelers was another success this year. Although a few more modeller would have been great to offset the cost a little more. The Moncton Club is to be congratulated on an excellent run event with super set-up with tables for all. About 40 Pilots was registered, and the swap-shop tables were full of goodies, many great deals was made. Great Hobbies was there again this year with many great prices that was raffled off, and some cash certificates from the Zone Director. There were pilots from Edmunston in one end, and Halifax from the other end, so all in all a great support was given from the zone to this event taken in to the consideration of traveling this time of the year.



And Great Hobbies was there with their smiling crew and helper.



Jeremy with his Mom and Dad, but something is wrong here, Jeremy should be flying, great family participation.



Mark is getting lots of help from the Peanut Gallery flying his little Nano, (Insert.) Had to insert another picture as it was too small to show up in the picture, what a techno jewel.




Mark Richard putting his love and care into one of the many planes that he brought.



And what would we do without the friendly smile of the collection and ticket supervisor of the event.



Ken came all the way down from Pokemouche to sell all his modeling supplies.



Learn flying his little Cub, super pilot skills, way to go Learn.



Shawn in intense discussion.



Flight and Pit area showing some

of the models that was on the go the whole day, an testament to the availability and popularity of small electric models of all types.



And here is some of the equipment that

Troy Strum brought to the event.

# THE 2014 VALLEY GATHERING AT KENTVILLE INDOOR SOCCER FIELD.

TEXT AND PHOTOS BY AL EASTMAN.

A record group of thirty seven flyers turned out for the 2014 Valley Gathering on March 22nd. Held annually in the spacious Valley Sport and Events Centre in Kentville, the indoor meet sponsored by the Wings of Wellington RC Aircraft Club has become a spring must do for indoor flyers from New Brunswick and Nova Scotia.

A first for this year event was the glider tow conducted by HEFA flyers Vic Ruzgys and Steve Ryan. Vic designed and built both the Piper Cub tow plane and the Schweizer TG-3 glider from lightweight Depron Foam. Following some tests earlier in the day, the two succeeded in making the first indoor aero towing flights seen in this arena. Problems getting the glider airborne because of the dolly design meant this took place later in the day after a lot of the participants had left, but a video can be viewed here:

<https://www.youtube.com/watch?v=Xwajvu-6FDc&feature=youtu.be>

Vic and Steve also ran a well attended information session on building



such foam aircraft, demonstrating the design and construction of a simple, semi-scale WWI monoplane for indoor and backyard flying using Depron foam. While the 1.5 hours allotted did not allow enough time to fly the model on the afternoon of the event, Vic and Steve did complete the air frame right to the radio installation stage.

Jeremy Dann, who is also the driving force behind the valley gathering, delivered a talk on "Electricity and Lipos for Dummies", always a topic of interest to modelers.

This year, the swap shop had quite a large selection of items for sale and several modelers picked up indoor planes which they were able to fly throughout the day.

Flying continued non-stop with literally

hundreds of fixed wing, heli and quad copter flights being completed with only a few mid airs in spite of the heavy traffic.



Many visitors took the time to try out the Real Flight Simulator on a large screen television. Children in particular gravitate to displays such as this where they can interact and have fun.



Jim Lloyd travelled once again from New Brunswick to enjoy the day. Jim has a keen wit which he delivers in his British accent making for hilarious running commentary on many of his flights. Jim was in attendance with his wife Pam.



Colin Bell flew his usual incredible routines with three Align helicopters, a 450, a 250 and the new align 150. That little heli in Colin's hands made a large impression on those who saw it. It's a very stable yet extremely agile machine in the right hands. Align has a winner with this one. Colin mentioned it can be used with both spectrum and Futaba systems unlike most proprietary micro stuff out there today.



The swap shop this year had numerous items for sale and this little S.e.5 biplane was picked up by Al Coolen who proceeded to fly numerous flights with it. There were several of these little bipes often flying together guided by the any link radio system. Al is shown here installing the battery in the little beast.



Glen Miller also took advantage of the swap shop to pick up this tiny orni-thopter. Glen was doing some flight testing when I made this picture. The little thing had a wing-span of maybe three inches.



Daryl Ritter of the South Shore Radio Control Flying Club displays his micro beast biplane with the as3x gyro system sold by Horizon Hobbies. I have one of the original ones without the gyro system and can testify to their excellent flight capabilities.

Daryl's father Andreas discusses the intricacies of the "blue foamies" with MAAC assistant Zone Director Sandy McInnes of Dartmouth.



Sandy McInnes shows his micro mosquito following a flight. Sandy has had this bird for a few years and it's showing a bit of wear. Note the spinner missing from the left wing. The mossie is quite fast and a challenge in a normal gym, but a great size and speed for the vast Kentville venue.

Among the many prize winners was Mike Boulanger of Italy Cross in Nova Scotia, a well known heli pilot, shown here adding to his fleet with this little heli. Making the presentation was event organizer Jeremy Dann of the Wings of Wellington club.



# THE 2014 VALLEY GATHERING AT KENTVILLE INDOOR SOCCER FIELD.

## ARTICLE AND PHOTOS BY JEREMY DANN

It was a pleasant surprise for the organizers of Valley Gathering 2014 – A record turnout of registered pilots and spectators! The event, that mixes indoor flying with RC education seminars started back in 1992. Originally it was a purely educational event with speakers on a wide variety of topics. The Wings of Wellington brushed off and revitalized the Gathering 4 years ago and added the indoor flying component made possible by the excellent facilities at the Kentville Indoor Sports and Multipurpose facility. It's a very big open space! The Swap shop has also been a great addition and was very active this year.

We had 37 registered pilots on hand and at least double that in interested RC spectators plus a constant flow through of the general public through the day. The club worked hard to advertise the event to the local community and that work paid off with a lot of community interest and at least two local families turning out and planning to join the club.

We had 24 planes in the air this year for the mass launch which is quite something to see. Just before the launch Colin Bell treated the crowd to a demo of the Align Trex 250's incredible 3d capability. Colin's flying is always a joy to watch.

Many thanks to **Great Hobbies, Maritimes Hobbies and Crafts, Mighty Small Cars, and MAAC** who have once again been so generous and amazing supporters of the Gathering. Craig and Jamie from Great Hobbies made the trip from PEI and their attendance and participation was much appreciated. Also coming long distances were members of the Yarmouth Club (fun-fly coming up at the end

of July), flyers from ASRCM, the south shore, and HRM, and of course Jim Lloyd and his lovely wife who make the trek every year all the way from Rothesay NB!

Also thanks to the volunteers and speakers that made this event possible; Mark Clark, Don MacPhee, Daniel Spencer, John Blanchard, Kevin Patterson, Sabrina Doucette, Vic Ruzgys and Steve Ryan.


Check out the videos posted for Valley Gathering 2014 –Video of the mass; fly posted by Steve Ryan.

<http://m.youtube.com/watch?v=NWJL3yXLFzY&feature=youtu.be>

Very interesting flights by Vic and Steve late in the day – Indoor Glider launch, tow and releases – very neat to watch!  
<http://youtu.be/Xwajvu-6FDc>



Vic Ruzgys and Steve Ryan Building with foam presentation underway.



Mark and Sabrina manning the registration desk.



Alan and Barry at one of 10 swap shop tables.




Al and his camera – Atlantic Canada's RC story teller.

The flight-Line.



Colin, ready to go, and Sandy, well we don't know.

Opps –Craig, at least we know where replacement parts are available.



Bill inserting a little body English on the flight line.

Hover landing preparation on the aircraft carrier.



Almost \$1000 in prizes again this year – thanks to our sponsors!!

**A BIG thank you to everyone that attended and see you next year.**

## HOBBY SHOPS IN OUR ZONE.

### NEW BRUNSWICK

#### WAVETECH R/C HOBBY SHOP

556 Champlain St, Dieppe,  
New Brunswick. E1A 1P4.

506-855-7285

<http://www.wavetechrc.com/>

#### EASTERN HELICOPTERS

100 Bosse Ave, Edmundston  
N.B Canada E3V 4A2

PH: (506)-737-8700

Fax (506)-737-8701

Email: [Info@VarioCanada.com](mailto:Info@VarioCanada.com)

### NOVA SCOTIA

#### Maritime Hobbies and Craft

[www.maritimehobbies.com](http://www.maritimehobbies.com)

1521 Grafton St. Halifax,  
Nova Scotia, B3J 2B9  
902-423-8870

#### R/C Wings & Wheels

[www.rcwings.com](http://www.rcwings.com)

490 Rte. 325  
Blockhouse, Nova Scotia  
902-624-9519

#### Mighty Small Cars

552 Windmill Road

Dartmouth, NS

902 423-9298

Owner is Geoff Davis.

### NEWFOUNDLAND AND LABRADOR

#### Signal Hobbies.

[www.signalhobbies.com](http://www.signalhobbies.com)

36 Pearson, St. John's, NL  
A1A 3R1

709-722-7021

### PRINCE EDWARD ISLAND

#### Great Hobbies.

171 Buchanan Drive, Char-  
lottetown, PE I.

(across from Canadian Tire).

<http://>

[www.greathobbies.com](http://www.greathobbies.com)

902-569-3262


1-800-839-3262

The new store is now located  
in Charlottetown with only  
administration in the Stratford  
location.

## SANCTIONED AND OR PLANNED EVENTS IN THE ZONE.

As I'm writing this, there is no planned events in April and May. But June looking great, so keep those events coming inn.

Here is a small construction article from Carl Layden, I'm sure it would come in handy for this summer.



#### Materials:

- 4 - 1"x2"x4' pine
- 4 - 1/2"x3' dowels
- 2 - 1/4" x 2" bolts
- 6 - large 1/4" flat washers
- 2 - 1/4" nylon lock nuts

2 - 7" folding locking stays

4 - #8 1" wood screws

4 - #8 cup washers

1 - 6' x 1" nylon strap

1.--Drill a 1/4" hole in center of each leg (1"x2"x4' pine).

2.--Drill two 1/2" holes in legs at 1' & 3'; these will be for the dowels.

3.--Cut the end of each leg at 30 degrees maintaining the length of 48" (i.e. trim off a corner).

4.--Round the top of each leg keeping the edges square.

5.--Using the 1/4" bolt washers & lock nut assemble the legs like scissors, the angle at bottom of legs should point in opposite directions one washer should be between the two legs. Tighten snugly but the legs

should be able to open easily like an 'X'. Both 'X's should be the same NOT mirror images.

6.--Open one of the sets of legs to form an 'X' with bottom of legs flush on flat surface. Install *folding locking stay* horizontal between legs across the lower section of 'X'. Repeat for other set of legs.

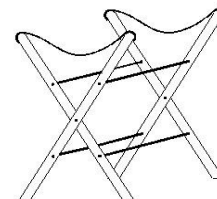
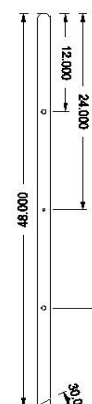
7.--Open one of the sets of legs forming an 'X'. Glue the 4 36" dowels into the same side of 'X' ensuring the end of dowel is flush with leg face. Glue the other end of the dowels into holes in the other 'X'; make sure that 'X's are pointing the same way. Open the stand on a flat surface, twist as needed to ensure all four legs are flat on surface.

8.--After glue has dried, cut the nylon strap in two lengths of 30". Attach the strap to the top of one of the legs (outside edge) using wood screw & cup washer. Attach other end of strap to opposite leg on same 'X' in same manner leaving a 4"-5" droop in middle. Repeat for other side of stand.

9.--Sand & finish the model stand in your preferred method, paint, lacquer, etc. The completed stand will support models up to 12 lbs (maybe more I haven't tried). When folded the stand is approximately 3" thick and easily carried in most vehicles.

If you have any questions on building the stand please don't hesitate to email me [carl.layden@hotmail.com](mailto:carl.layden@hotmail.com).

RC Stand Leg



FROM OUR ZONE DIRECTOR.



As you all are aware, the March MAC magazine has not been received yet, that is due to the AGM agenda and year end report has to be published in it. I believe that it will be in the mail by this coming week. If you have any proxies about the resolutions or recommendations make sure that you send them to me by April 21st, as I will be driving to Quebec on April 24<sup>th</sup>. Anyone can attend the AGM and it's your right to do so. You will also note that in the March magazine I did not submit an article due to uncontrollable circumstances. Anyway the May issue is already submitted. If any of you have any articles or good pictures that you would like to put in the MAAC magazine, it would be very helpful to me if you send them to me. As our Zone includes the four Provinces, it is very hard for me to know what is happening unless you can tell me. Anyway I hope that all this snow that we are getting will be all gone before the flying season starts, so fly safe and I hope to see you somewhere this summer.

**ATLANTIC ZONE  
NEWSLETTER CONTACT.**

Zone Director:

Regis Landry,

E-Mail:

regisl@nbnet.nb.ca

Zone-b@maac.ca

Phone:

506-727-5225

Editor: Cato Hansen,

E-Mail Address:

chansen@nbnet.nb.ca

Phone:

506-832-5710

**BACK PAGE STORY.**



*Speaking of the MAST club, here is their new logo for the Warbird this year, so get that Warbird ready and plan to attend as it is the.. event to go to this summer.*



**3<sup>rd</sup> annual War Bird event for the MAAC Atlantic Zone held at the MAST field in Truro NS, on Canada Day week end June 28. Rain date June 29.**

*Here is an correction to the Model Airplane News that was in the magazine this May with articles taken from our News Letter with permission from us all, but as it happen when too many fingers type the same story, something usually goes wrong, so here is the correction; as you can see the wrong club was credited with hosting the Warbird Over the Atlantic in Truro, it should have read; Miniature Aircraft Society of Truro, with no fault of Al Eastman that wrote the original article in our News Letter, as that is what he had in it.*

*We do thank Carl Layden for making the stories into the Magazine, as it gave us here in the Maritimes a great exposure to the whole of the Canadian readership of Model Airplane news.*

*My wife walked into the den & asked "What's on tv?"*

*I replied "Dust".  
And that's how the fight started.....*

